




# How to activate your BPP eBook

June 2020

ACCA and CIMA



# Instructions.

1) Navigate to <http://study.bpp.com/>

## Account

If you already have an account, please log in with your username and password.

If you do not have an account, you will need to create one prior to activating your content (see below)



### Log in

[Forgotten your username or password?](#)

Log in

### Is this your first time here?

**Exam Success Site:** If you have purchased a printed book or been given instructions regarding a digital product from BPP and have an activation code, please create an account and once you have logged in, you'll be able to activate your product.

**Digital Products:** If you have purchased a product through our e-commerce site ([learningmedia.bpp.com](http://learningmedia.bpp.com)), please login using the same credentials as those used to make your purchase and you will get direct access to your product.

**Tutor Toolkits:** If you are a tutor looking to access your toolkit, please use the login details supplied to you by the customer services team. Any problems, please email [learningmedia@bpp.com](mailto:learningmedia@bpp.com)

*How to create your account if you don't have one*

### Log in

[Forgotten your username or password?](#)

Log in

### Is this your first time here?

**Exam Success Site:** If you have purchased a printed book or been given instructions regarding a digital product from BPP and have an activation code, please create an account and once you have logged in, you'll be able to activate your product.

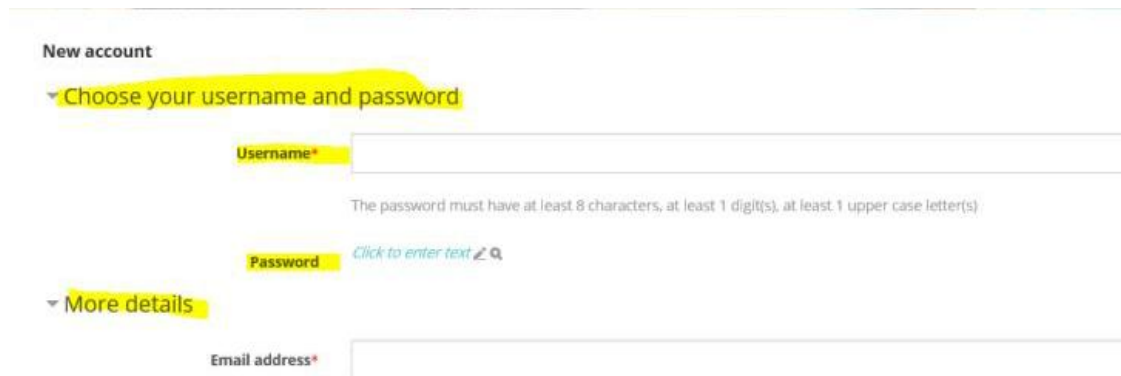
**Digital Products:** If you have purchased a product through our e-commerce site ([learningmedia.bpp.com](http://learningmedia.bpp.com)), please login using the same credentials as those used to make your purchase and you will get direct access to your product.

**Tutor Toolkits:** If you are a tutor looking to access your toolkit, please use the login details supplied to you by the customer services team. Any problems, please email [learningmedia@bpp.com](mailto:learningmedia@bpp.com)

Create new account

Click here

Complete the required details

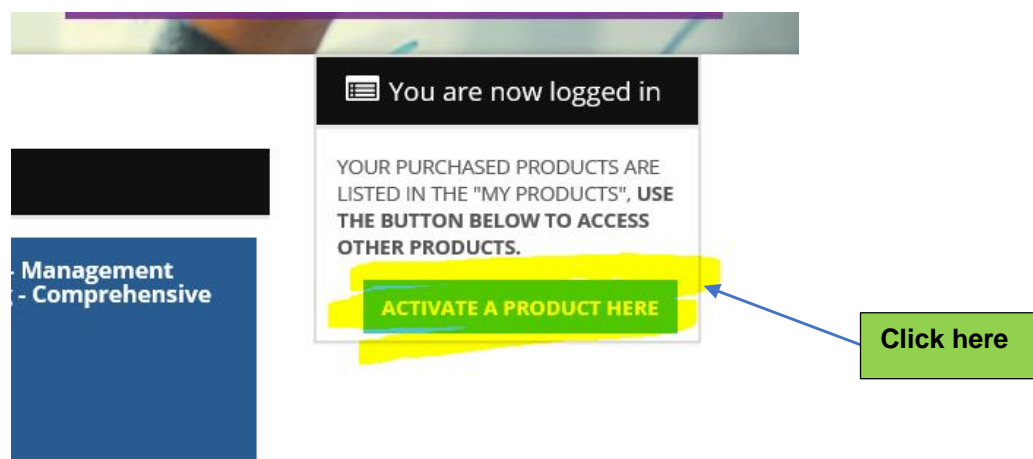


The image shows a 'New account' registration form. It has a section titled 'Choose your username and password' with a 'Username\*' field and a 'Password' field. Below the password field is a note: 'The password must have at least 8 characters, at least 1 digit(s), at least 1 upper case letter(s)'. There is a 'Click to enter text' icon next to the password field. Below this is a 'More details' section with an 'Email address\*' field.

You'll then receive an activation email which will then allow you to log in.

### Activating your eBook

2) Once you are logged in, select the 'Activate Product Here' button on the right-hand side of the page.



3) Select the relevant qualification



The image shows a search form for courses. It has a text input field labeled 'Search courses' and a blue 'Go' button. Below the input field is a list of qualifications: ACCA, CIMA, AAT, Other, and Understand Range - Downloads. Each qualification has a right-pointing arrow next to it. There is a link 'Expand all' at the top right of the list.

4) For the qualification select the product you have purchased and have a code for.

## ACCA

Product categories: ACCA

Search courses

**Select either Text/Workbook, Kit, Passcards or Mocks based on what you have a code for**

Expand all

ACCA - FIA Study Texts & Workbooks 2020	▶
ACCA - FIA P&R Kits 2020	▶
ACCA - FIA Passcards 2020	▶
ACCA - iPass 2019	▶
ACCA - CBE Final Mocks - March 2020	▶
ACCA - FIA - Tax only eBooks 2020 (not activation code)	▶
ACCA 2019 Editions	▶

## CIMA

Product categories: CIMA

Search courses

**Click here.**

Expand all

CIMA - Register a code found in a book	▶
Activate a CIMA eBook	▶

## THEN....

Product categories: CIMA / Activate a CIMA eBook

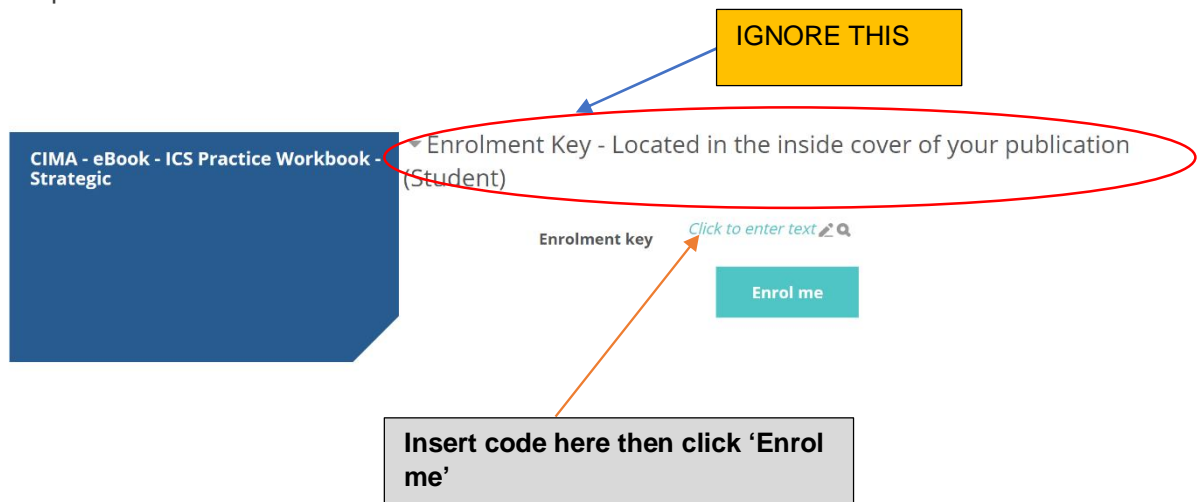
Search courses

**Select either Course/Workbook, Kit or Passcards based on what you have a code for**

Expand all

CIMA eBooks Course Books	▶
CIMA eBooks Work Books	▶
CIMA eBooks Exam Practice Kits	▶
CIMA eBooks Passcards	▶
CIMA eBooks Study Texts	▶

5) Once you have located your eBook product enter the 15-digit activation code provided to you  
By your supplier and click 'Enrol me'. The product will then be allocated to your account, and you'll be  
able to open  
it.



### Having trouble?

If you are unable to enrol this material on to your account, please contact us.

